



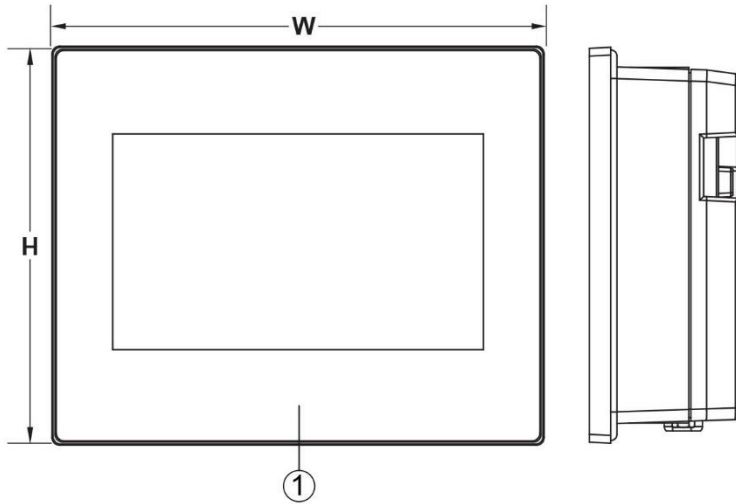
P5043SA

HMI with 4.3" TFT LCD display

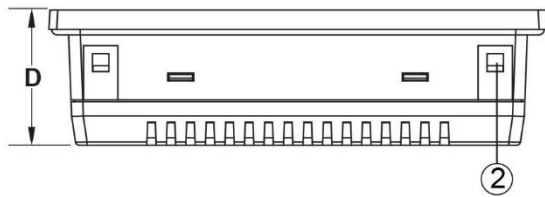
- ◇ Cortex 600 MHz Processor
- ◇ Built-in Power Isolation
- ◇ Built-in PLC Expansion function
- ◇ PCB coating for Stability in Harsh Environment
- ◇ Fan-less Design for Cooling Method
- ◇ High Noise Immunity Design for Industrial Application

Display	Panel Size	4.3" TFT (16:9)	I/O Port	Serial 1 (DB-9)	RS-232 (2W) RS-422/485 (4W) RS-485 (2W)	
	Panel Resolution	480 x 272		Serial 2 (Terminal Blocks)	–	
	Brightness	500 (cd/m ²)		RS-422/485 Isolation	–	
	Contrast Ratio	500		Ethernet	–	
	Backlight Type	LED		USB HOST	USB2.0 x 1	
	Backlight Life Time	30,000 Hrs		USB Device	USB2.0 x 1(Mini-USB)	
	Colors	16.7M		Micro-SD Slot	–	
	LCD Viewing Angle	50/70/70/70 (T/B/L/R)		Audio Output	–	
Touch	Type	4-wire Resistive Type	I/O Extension	Video Input	–	
	Accuracy	X axis±2%; Y axis±2%		Termination Switch	Yes	
Memory	Flash	256MB		PLC Extension	Yes	
	RAM	128MB		HMI Extension	Yes	
System	CPU	32 bit RISC Cortex 600MHz		Wireless Module	Yes	
	RTC	Yes		Power	Power Input Range	14 ~ 32VDC
Dimension /Weight	Dimensions W x H x D	128.0 x 102.0 x36.4 (mm)			Power Isolation	Yes
	Cut-out	118.5 x 92.5 (mm)			Isolation Resistance	Exceed 50MΩ at 500VDC
	Weight	215 (g)	Power Consumption		9.6W (@24VDC)	
Environment	Protection Structure	Front panel : IP65 / Rear Case : IP20				
	PCB Coating	Yes				
	Operating Temp	0~50°C				
	Storage Temp	-20 ~ 60°C				
	Relative Humidity	10%~90% (40°C Non-condensing)				
	Withstand Voltage	500VAC/20mA/1 Min. (between charger & FG terminals)				
	Vibration Endurance	5 to 9Hz Half-amplitude: 3.5mm ; 9 to 150 Hz Constant acceleration: 19.6m/s ² (2G) ; 3 directions of X, Y, Z : 10times (IEC61131-2 complaints)				
Software	FvDesigner V1.5.64 or later versions					
Certification	CE , UL					

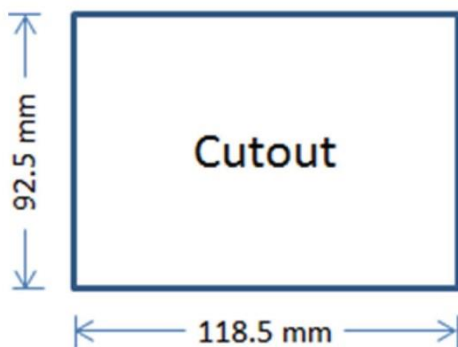
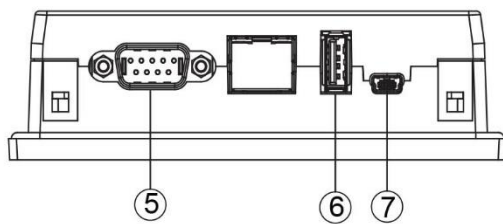
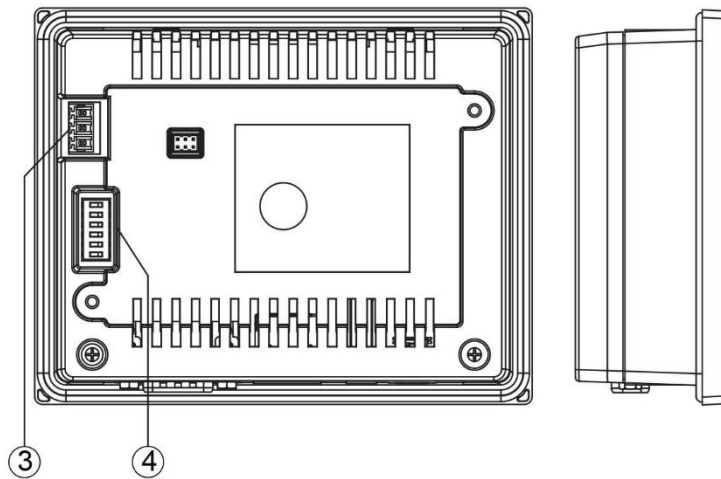
◆ Dimensions Drawing



W	128.0 mm
H	102.0 mm
D	36.4 mm



①	Power Indicator Light
②	Mounting Hole
③	Power Connector
④	COM2/COM3 Termination Switch
⑤	COM1/COM2/COM3: DB-9 Male Connector
⑥	USB Connector
⑦	Mini USB Connector



DB-9 Male Connector				
PIN#	COM1 [RS-232]	COM2 [RS-422]	COM2 [RS-485]	COM3 [RS-485]
1	-	TX+	DATA+	-
2	RX	-	-	-
3	TX	-	-	-
4	-	RX+	-	-
5	GND	GND	GND	GND
6	-	TX-	DATA-	-
7	-	-	-	DATA+
8	-	-	-	DATA-
9	-	RX-	-	-